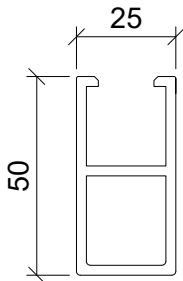
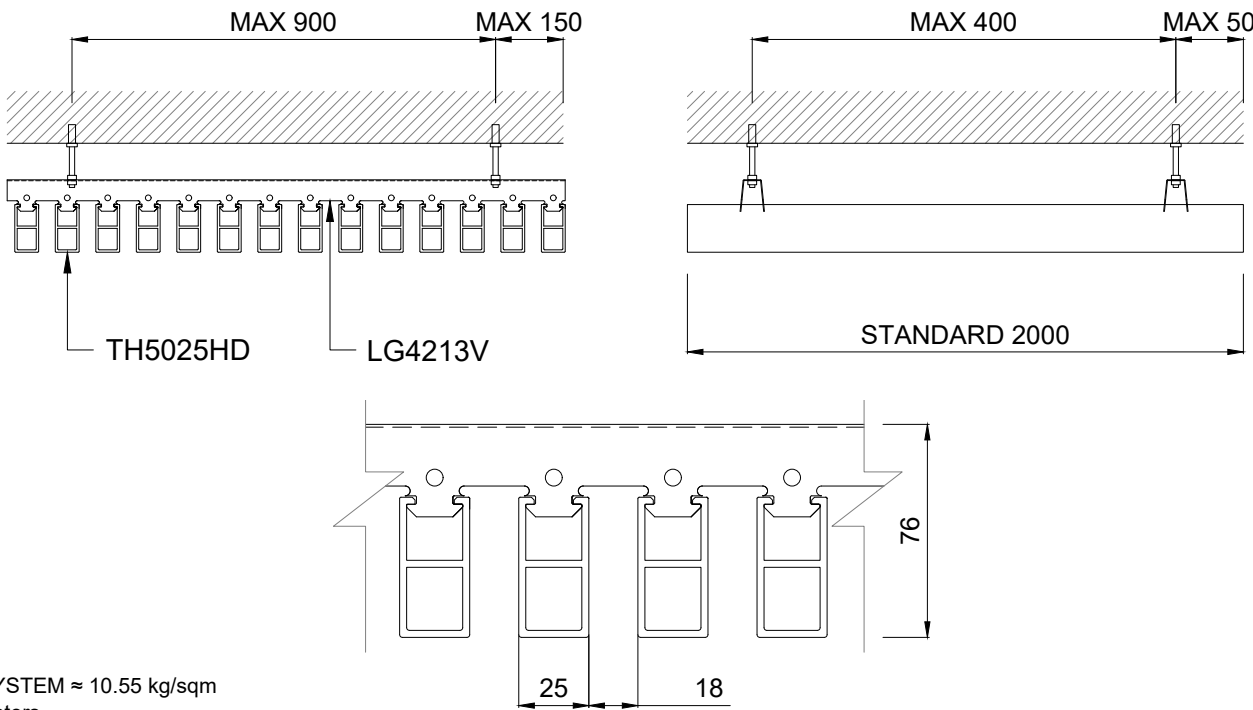


# TH5025HD - indoor ceiling/outdoor soffit




## MOUNTING SYSTEM

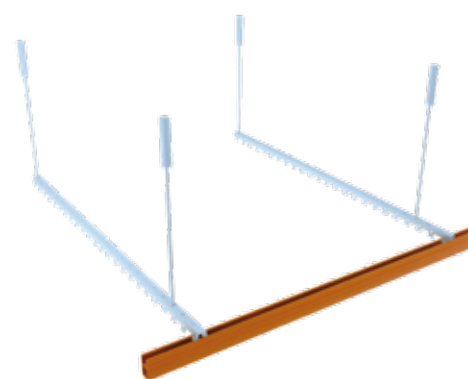


WEIGHT OF THE SYSTEM ≈ 10.55 kg/sqm  
 • Measures in millimeters

# ASSEMBLY INSTRUCTIONS




1. Fix the ZSSW-LG4213V bars directly to the ceiling using screws and wall plugs suitable for the type of support, or lower the structure with suitable hangers. The structure must be perfectly aligned



2. Install the first TH5025HD profile.





3. Attach the plank to the substructure.



4. Complete the work by repeating the steps described in 2 and 3.

NOTE: Hangers, screws and wall plugs not included. For outdoor installation, the perimeter of the ceiling must be closed on all sides.

## SYSTEM COMPONENTS

Profile TH5025HD		23.30 m/sqm	Substructure profile ZSSW-LG4213V		3.90 m/sqm (stacked bond) 4.60 m/sqm (running bond)
---------------------	---	-------------	--------------------------------------	---	--

WARNING: the incidences of accessory material indicated refer to application according to the European standards, which provides for planks 2000 mm long and slats/substructure with maximum distance o.c. up to 400 mm. For any installation that differs from the standard a cutting plan must be designed; it shall calculate precisely the number of points of intersection between the planks and the substructure, allowing the correct identification of the number of clips and screws required for each type of application.