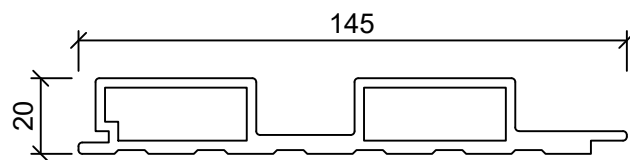
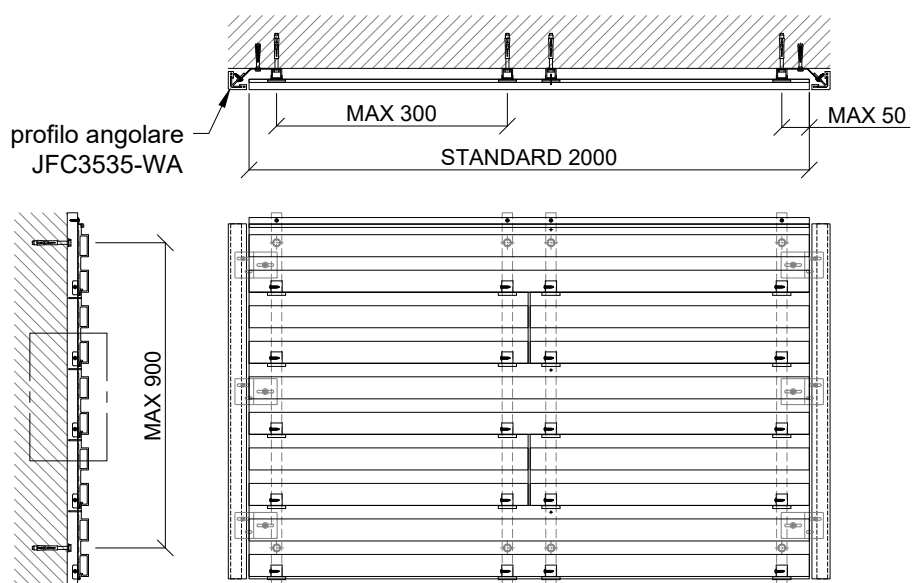
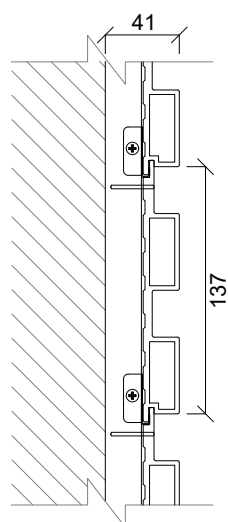


Q14520 - outdoor cladding



MOUNTING SYSTEM



WEIGHT OF THE SYSTEM ≈ 11.00 kg/sqm

- Measures in millimeters
- Dimensions considering a standard wind load of 120 kg/m²

ASSEMBLY INSTRUCTIONS



1. Screw the aluminum joist profiles to support with suitable screws and wall plugs (*).




2. Apply the first row of ZCLW-KK2826 clips at the bottom with self-drilling screws.



3. Fit the plank in the respective clip slot.



4. Insert the second row of clips to lock the plank.



5. Install a cylindrical pin ZCPW-D2X24-A2 for the fixed point (make a pre-hole \varnothing 1.8 mm).

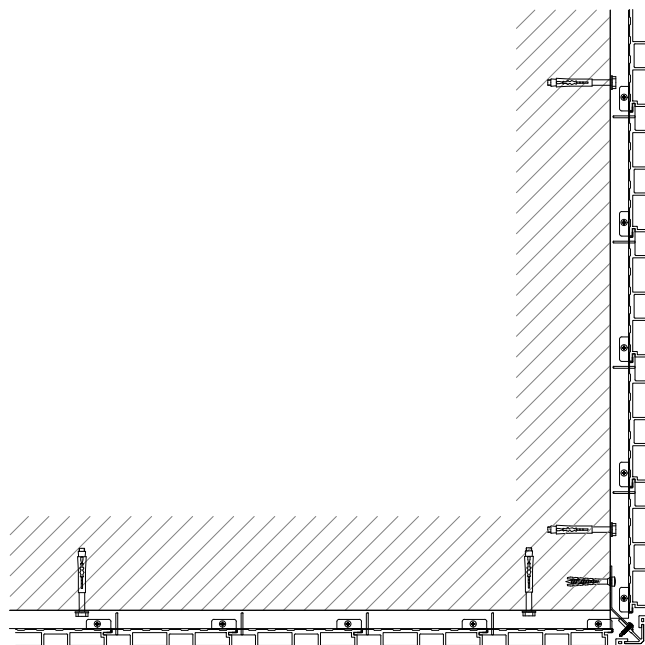


6. Repeat as described from step 3 up to the top to complete the cladding.

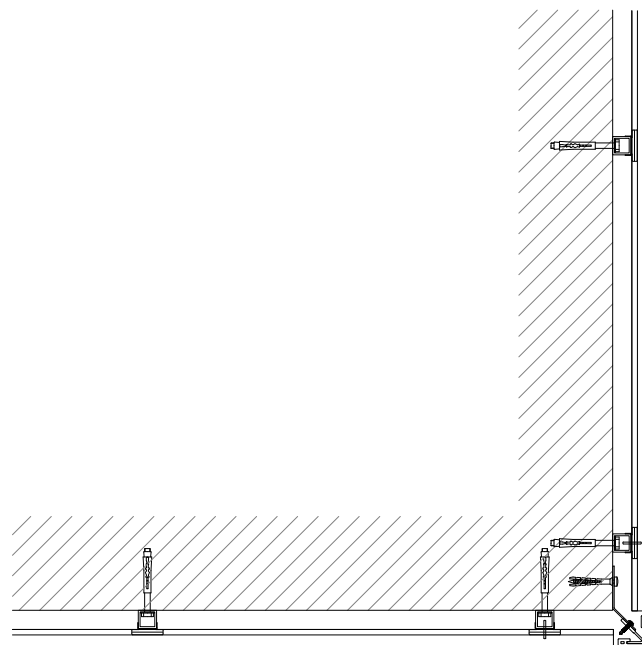
*Screws and wall plugs must be chosen according to the type of wall support

DETAILS FOR CORNERS







VERTICAL PLANKS






HORIZONTAL PLANKS



SYSTEM COMPONENTS

Profile Q14520HD		8.20 m/sqm	Substructure profile ZTQM-20X20X2-6060-T6		3.00 m/sqm (stacked bond) 3.50 m/sqm (running bond)
Fixing clip ZCLW-KK2826		25 pz/sqm (stacked bond) 29 pz/sqm (running bond)	Screw ZRHW-3.5X16-A2-7504N		25 pz/sqm (stacked bond) 29 pz/sqm (running bond)
Dowel pin ZCPW-D2X24-A2		5 pz/sqm (stacked bond) 5 pz/sqm (running bond)	Fixing clip ZCLW-KK2826-1		for substructure > 25 mm available upon request

CORNERS COMPONENTS

Profile JFC3535		Fixing bracket ZCLW-WAJFC3535_6050		Screw ZRHW-3.5X16-A2-7504N	
--------------------	---	---------------------------------------	--	-------------------------------	---

WARNING: the incidences of accessory material indicated refer to application according to the European standards, which provides for planks 2000 mm long and slats/substructure with maximum distance o.c. up to 400 mm. For any installation that differs from the standard a cutting plan must be designed; it shall calculate precisely the number of points of intersection between the planks and the substructure, allowing the correct identification of the number of clips and screws required for each type of application.